


City, Village, and Township Revenue Sharing and County Incentive Program Certification

Issued under authority of 2017 Public Act 107. Filing is mandatory to qualify for payments.

Each city/village/township/county applying for City, Village, and Township Revenue Sharing or County Incentive Program payments must:

1. Certify to the Michigan Department of Treasury (Treasury) that the local unit listed below has produced and made available to the public a Citizen's Guide, a Performance Dashboard, a Debt Service Report, and a Projected Budget Report as required by 2017 Public Act 107. The local unit must include in any mailing of general information to its citizens, the Internet website address or the physical location where all the documents are available for public viewing in the clerk's office.
2. Submit to Treasury a Citizen's Guide, a Performance Dashboard, a Debt Service Report, and a Projected Budget Report.

This certification, along with a Citizen's Guide, a Performance Dashboard, a Debt Service Report, and a Projected Budget Report, **must be received by December 1, 2017**, (or the first day of a payment month) in order to qualify for that month's payment. Postmark dates will not be considered. For questions, call 517-373-2697.

PART 1: LOCAL UNIT INFORMATION			
Local Unit Name City of Frankenmuth		Local Unit County Name Saginaw	
Local Unit Code 73-2010		Contact E-Mail Address bsmith@frankenmuthcity.com	
Contact Name Bridget	Contact Title Smith	Contact Telephone Number (989) 652-9901	Extension
Website Address, if reports are available online www.frankenmuthcity.com		Current Fiscal Year End Date June 30, 2017	
PART 2: CITIZEN'S GUIDE			
Check any of the following that apply:			
<input checked="" type="checkbox"/> The local unit has elected to use Treasury's online Citizen's Guide to comply with the legislative requirements. Therefore, a copy of the Citizen's Guide will not be submitted to Treasury.			
<input type="checkbox"/> The local unit does not have any unfunded pensions or other post employment benefits (OPEB).			
PART 3: CERTIFICATION			
<i>In accordance with 2017 Public Act 107, the undersigned hereby certifies to Treasury that the above mentioned local unit 1) has produced a Citizen's Guide, a Performance Dashboard, a Debt Service Report, and a Projected Budget Report and 2) will include in any mailing of general information to our citizens, the Internet website address or the physical location where all the documents are available for public viewing in the clerk's office. The Citizen's Guide, Performance Dashboard, Debt Service Report, and Projected Budget Report are attached to this signed certification, unless otherwise noted in Part 2.</i>			
Chief Administrative Officer Signature (as defined in MCL 141.422b) 		Printed Name of Chief Administrative Officer (as defined in MCL 141.422b) Bridget Smith	
Title City Manager		Date 11/10/2017	

Completed and signed form (including required attachments) should be e-mailed to: TreasRevenueSharing@michigan.gov. If you are unable to submit via e-mail, fax to 517-335-3298 or mail the completed form and required attachments to:

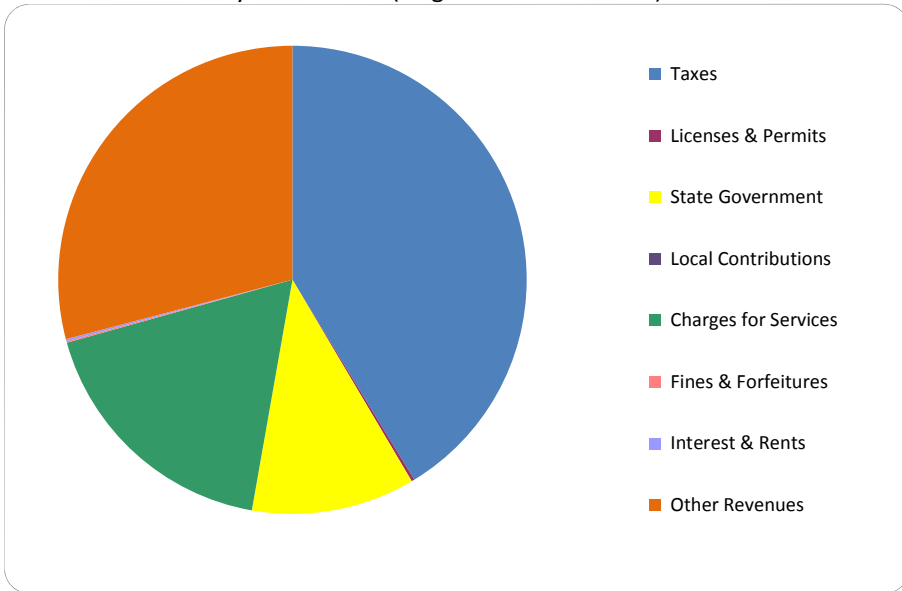
Michigan Department of Treasury
Revenue Sharing and Grants Division
PO Box 30722
Lansing MI 48909

TREASURY USE ONLY		
CVTRS/CIP Eligible Y N	Certification Received	Citizen's Guide Received
Performance Dashboard Received	Debt Service Report Received	Projected Budget Report Received
Final Certification	CVTRS/CIP Notes	

CITIZEN'S GUIDE TO LOCAL UNIT FINANCES - City of Frankenmuth (73-2010)

REVENUES

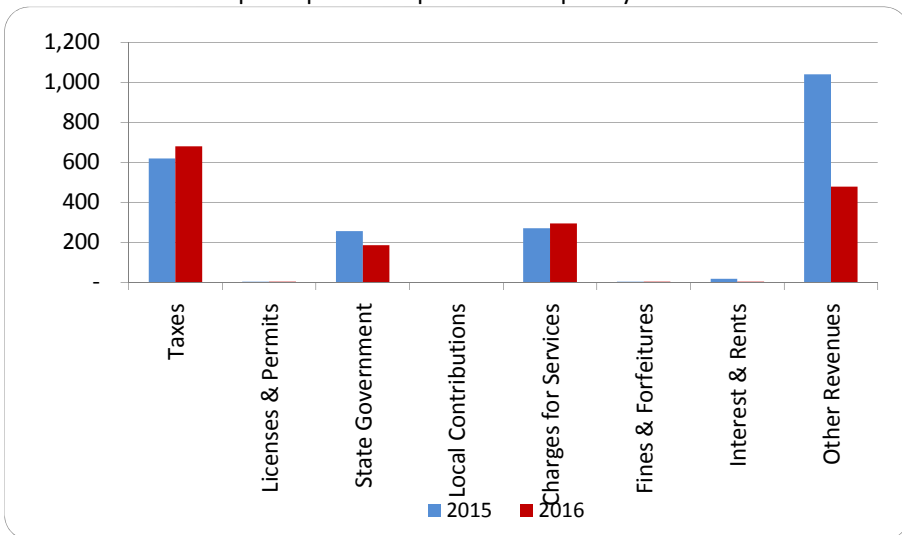
1. Where our money comes from (all governmental funds)



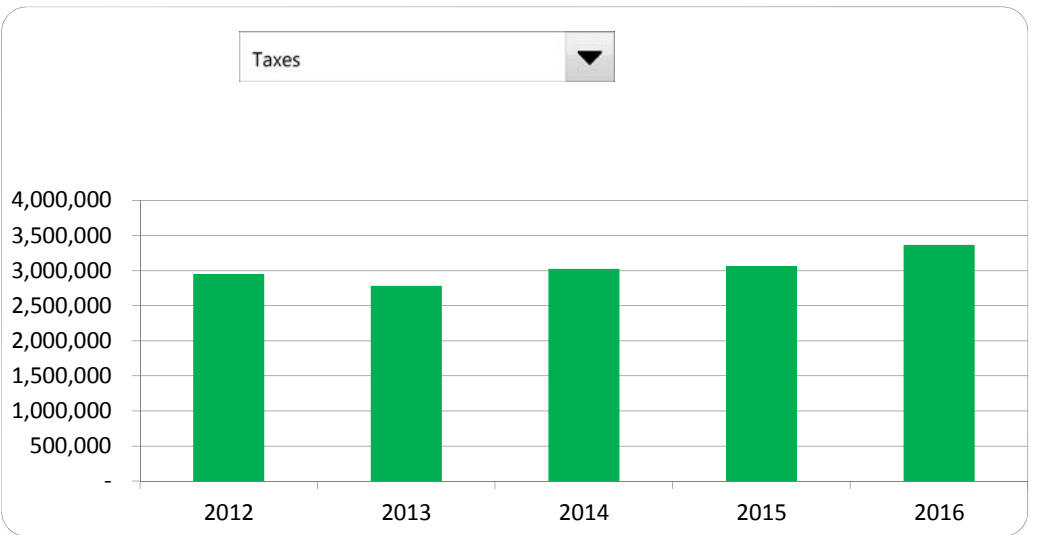
2. Compared to the prior year

	<u>2015</u>	<u>2016</u>	<u>% change</u>
Taxes	\$ 3,065,295	\$ 3,368,570	9.89%
Licenses & Permits	15,498	16,009	3.30%
Federal Government	-	-	N/A
State Government	1,268,284	920,797	-27.40%
Local Contributions	-	-	N/A
Charges for Services	1,340,169	1,459,000	8.87%
Fines & Forfeitures	12,501	10,484	-16.13%
Interest & Rents	80,978	10,121	-87.50%
Other Revenues	5,155,444	2,372,807	-53.97%
Total Revenues	\$ 10,938,169	\$ 8,157,788	-25.42%

3. Revenue sources per capita - compared to the prior year



4. Historical trends of individual sources



Commentary:

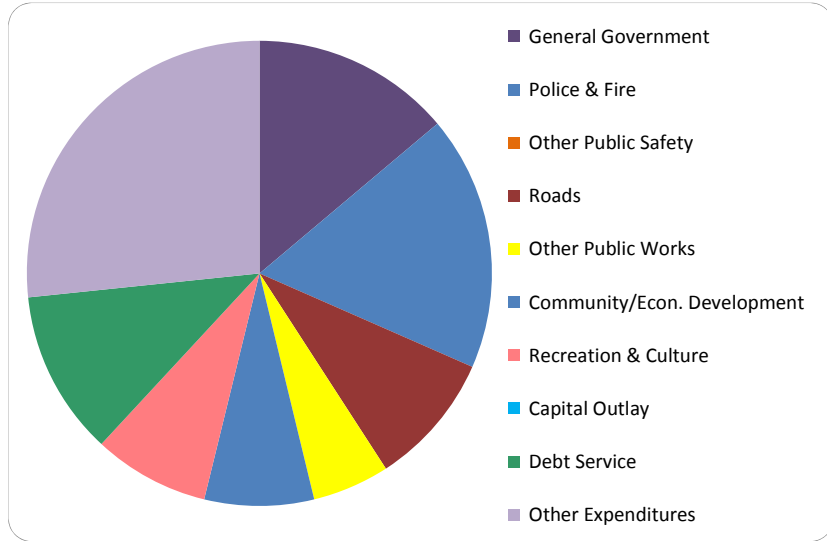
For more information on our unit's finances, contact John Deterding at 989.652.9901.

CITIZEN'S GUIDE TO LOCAL UNIT FINANCES - City of Frankenmuth (73-2010)

EXPENDITURES

1. Where we spend our money (all governmental funds)

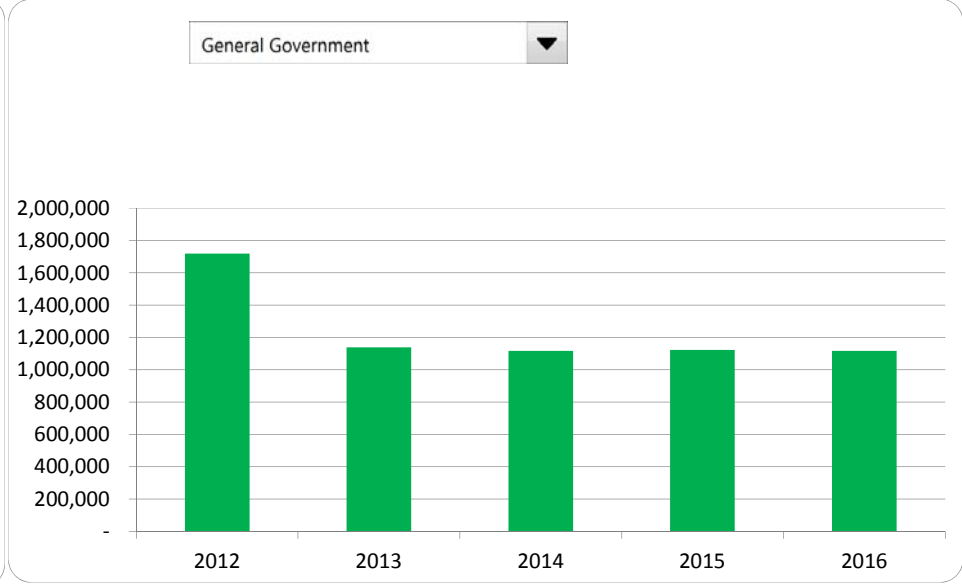
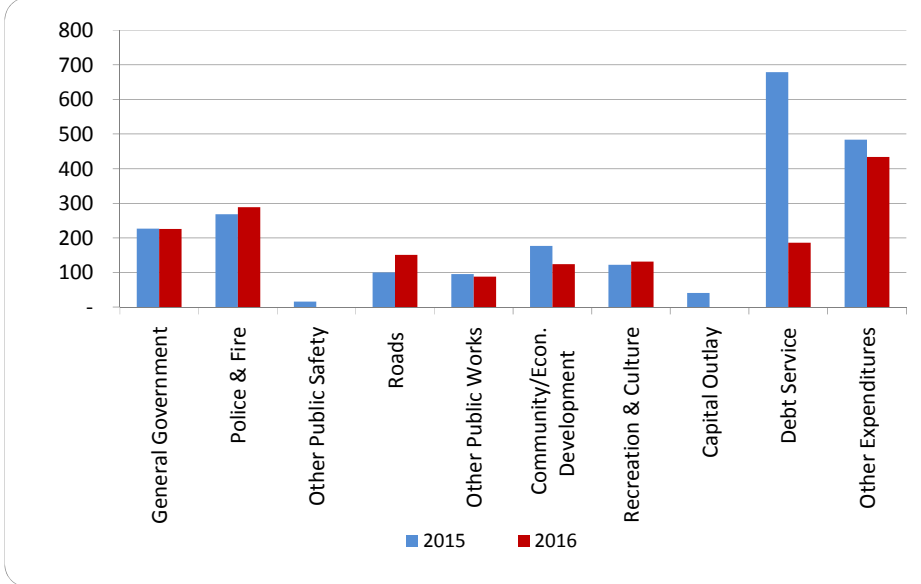
2. Compared to the prior year



	2015	2016	% change
General Government	\$ 1,121,988	\$ 1,117,228	-0.42%
Police & Fire	1,330,300	1,427,829	7.33%
Other Public Safety	79,314	-	-100.00%
Roads	496,195	746,016	50.35%
Other Public Works	473,374	433,401	-8.44%
Health & Welfare	-	-	N/A
Community/Econ. Development	874,043	611,811	-30.00%
Recreation & Culture	603,482	651,542	7.96%
Capital Outlay	200,215	-	-100.00%
Debt Service	3,361,818	922,240	-72.57%
Other Expenditures	2,396,418	2,148,108	-10.36%
Total Expenditures	\$ 10,937,147	\$ 8,058,175	-26.32%

3. Spending per capita - compared to the prior year

4. Historical trends of individual departments:



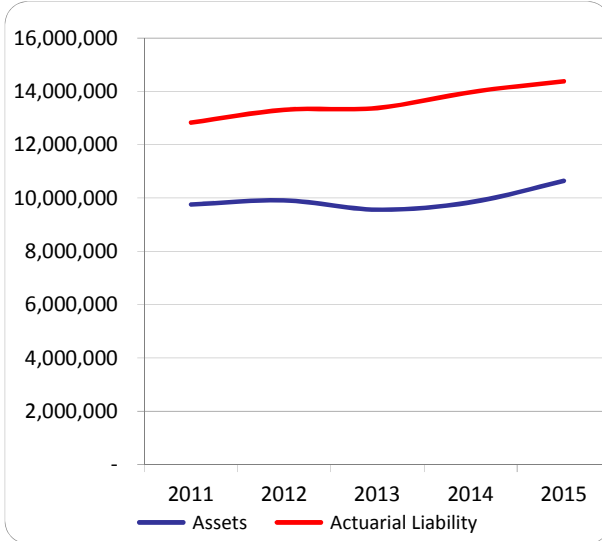
Commentary:

For more information on our unit's finances, contact John Deterding at 989.652.9901.

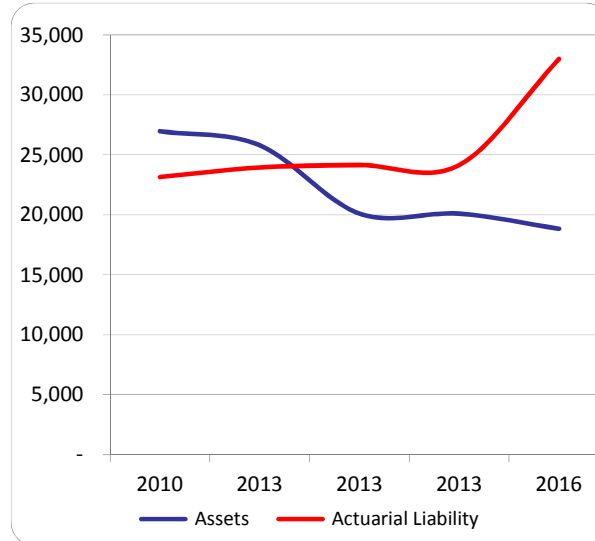
CITIZEN'S GUIDE TO LOCAL UNIT FINANCES - City of Frankenmuth (73-2010)

OTHER LONG TERM OBLIGATIONS

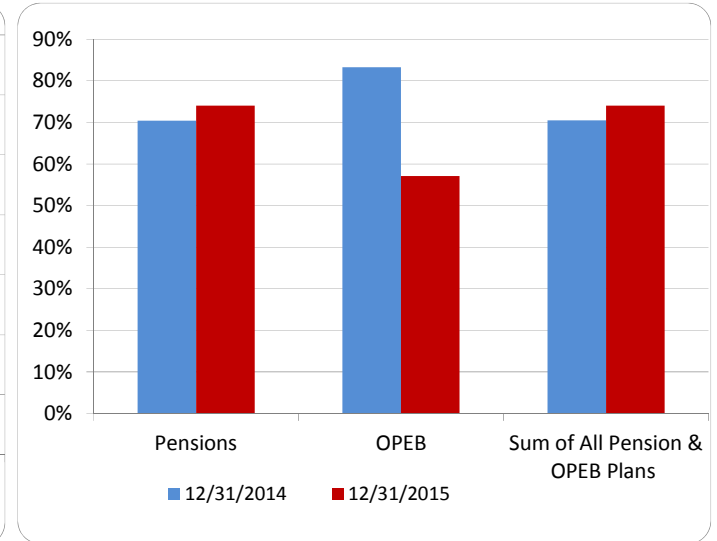
1. Pension funding status



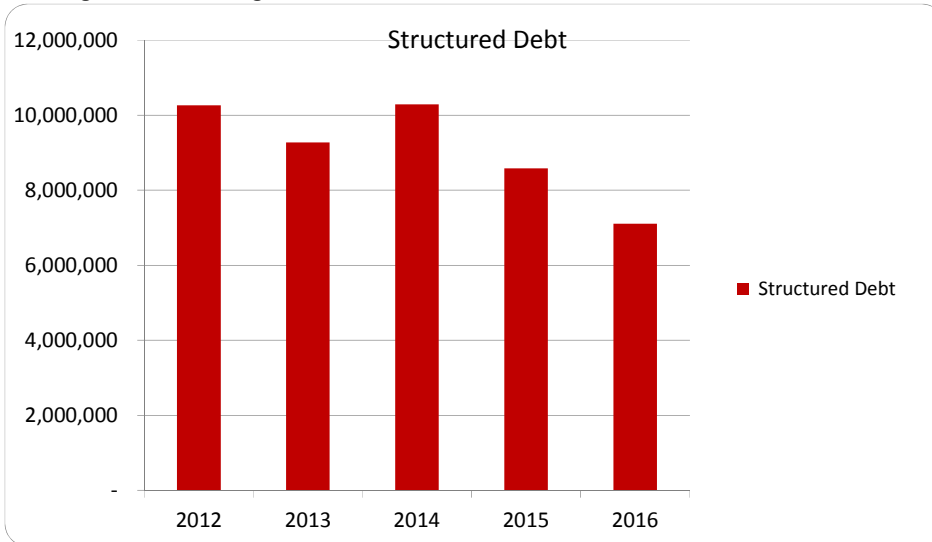
2. Retiree Health care funding status



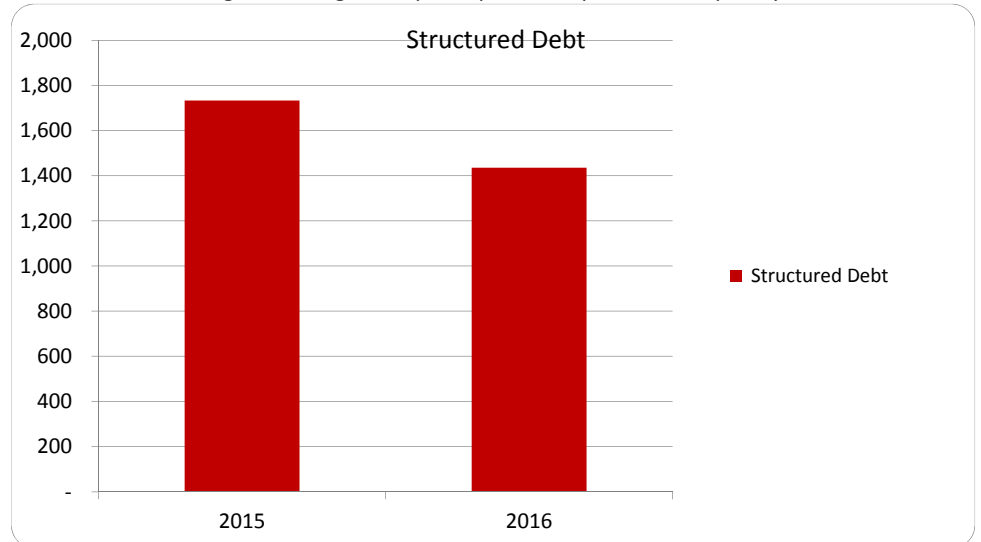
3. Percent funded - compared to the prior year



4. Long Term Debt obligations:



5. Debt & other long term obligations per capita - compared to the prior year

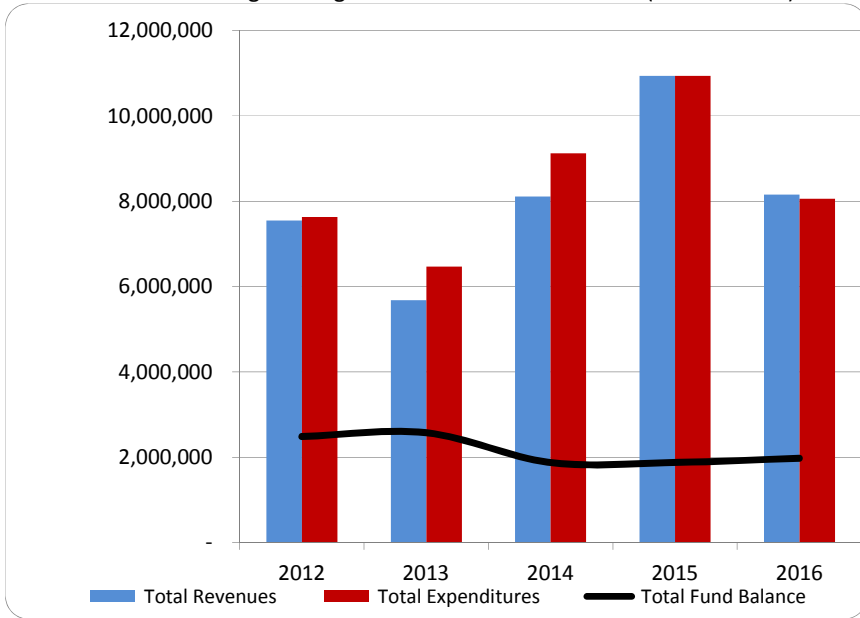


Commentary:

For more information on our unit's finances, contact John Deterding at 989.652.9901.

CITIZEN'S GUIDE TO LOCAL UNIT FINANCES - City of Frankenmuth (73-2010)

1. How have we managed our governmental fund resources (fund balance)?

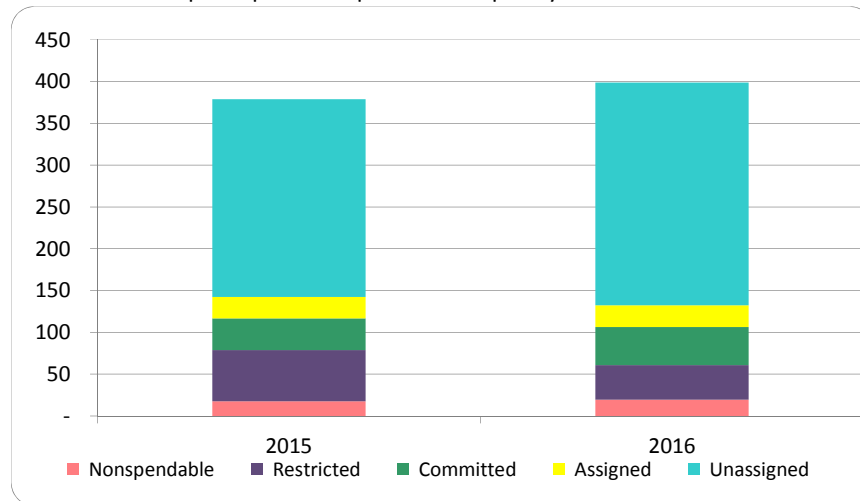


FINANCIAL POSITION

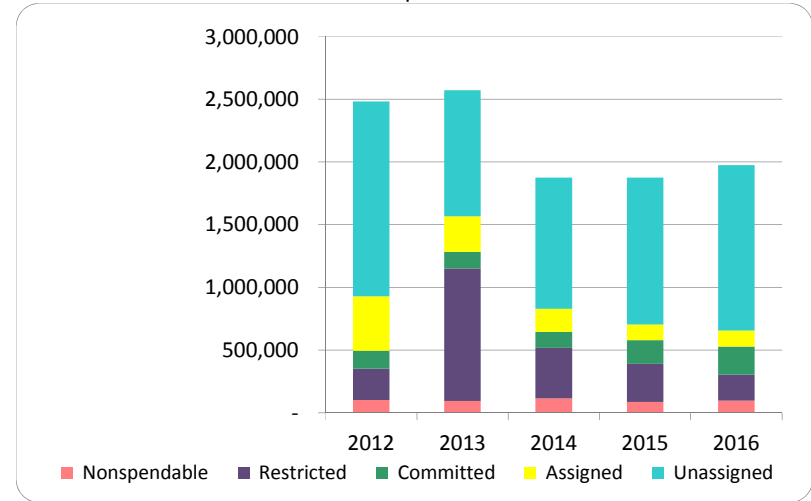
2. Compared to the prior year

	2015	2016	% change
Revenue	10,938,169	8,157,788	-25.42%
Expenditures	10,937,147	8,058,175	-26.32%
Surplus (shortfall)	1,022	99,613	9646.87%
Fund balance, by component:			
Nonspendable	86,033	96,657	12.35%
Restricted	304,557	205,014	-32.68%
Committed	187,703	224,678	19.70%
Assigned	126,264	129,564	2.61%
Unassigned	1,171,321	1,319,578	12.66%
total fund balance	1,875,878	1,975,491	5.31%

3. Fund balance per capita - compared to the prior year



4. Historical trends of individual components



Commentary:

For more information on our unit's finances, contact John Deterding at 989.652.9901.